

# LS/CMI™

Level of Service/ Case Management Inventory™

The **Most  
Widely Used and  
Researched Risk/Needs  
Assessment!**

Measure and Predict Recidivism in Adults with the NEW Digital  
LS/CMI Assessment and Case Management System



DEVELOPED BY



## MHS

Beyond Assessments

For more information, pricing, and to sign up  
*please scan the QR code.*

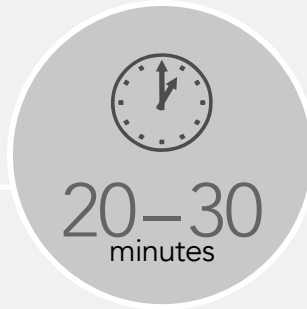


# The Digital LS/CMI Assessment and Case Management Platform


## AGE



## ADMINISTRATION TIME



## ADMINISTRATION TYPE



The Level of Service/Case Management Inventory (LS/CMI) is a fully digital case management tool and assessment platform that measures the risk and need factors of offenders. This evidence-based system is loaded with features to help users efficiently assess a client's level of risk.

## Benefits of the LS/CMI Assessment and Case Management System

- Fully digital administration, automatic scoring and reports generated with the click of a button
- The real time Risk Calculator increases assessment transparency and the evaluator's understanding of how each item effects the client's risk level
- Reports include data visualizations to help users and offenders easily understand assessment results
- Ability to manage user access and seamlessly transfer clients from one user to another and from one institution to another
- The Scheduling Assessment feature allows users to set up reminders for when follow up assessments should be planned
- When completing a new LS/CMI assessment, the Auto Populate feature allows users to automatically fill in answers from a previous assessment if still applicable
- Off the shelf customizable goals, interventions, reports, and case management module with ability to track clients through treatment

## Key Areas Measured



# Features

## LS/CMI Assessment Section

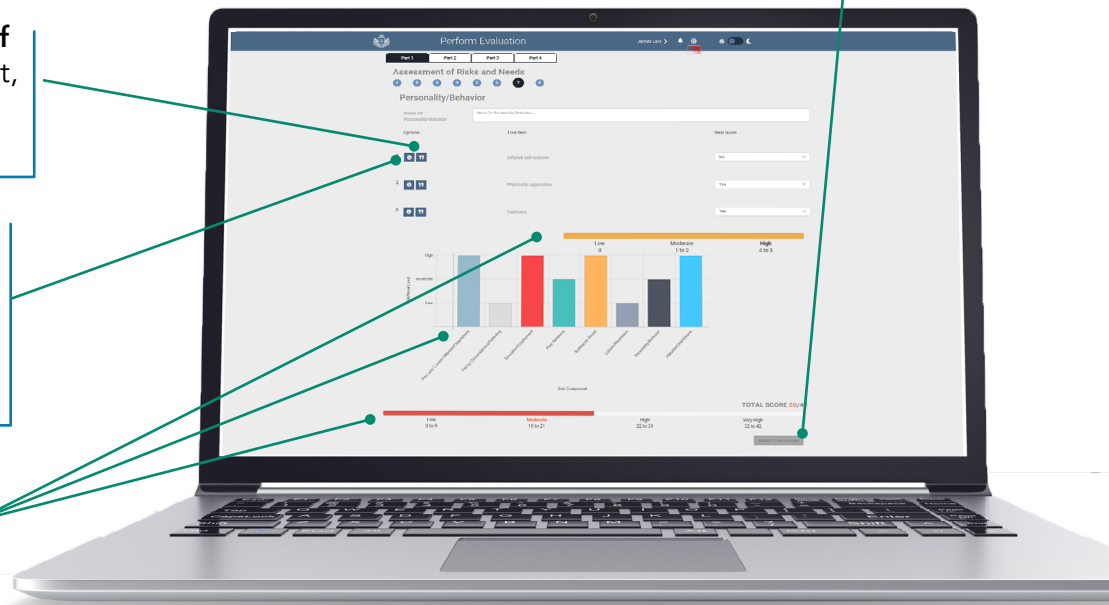
The **Save and Resume** feature allows you to fill in the information you have for the assessment and at a later time add additional data as it becomes available.

Generate customized, **automated reports** with the click of a button.

Users can select the **Sources of Information** for the assessment, increasing the validity of user responses.

The **Reference Text** feature makes it easier to answer each item, simply click the button beside the item to view the scoring guidelines for each question.

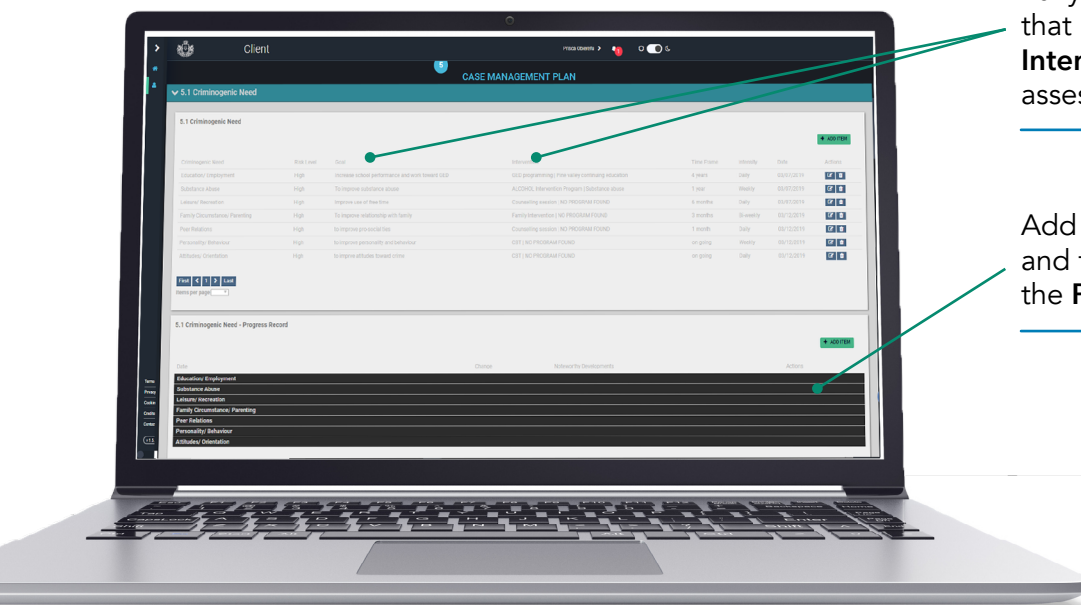
Our fully transparent **Sub Component Risk Calculator, Risk/Needs Chart, and Risk Calculator** provides users with the client's risk/needs level in real time.



## LS/CMI Case Management Section

Fully automated case plan system that pre populates custom **Interventions** and **Goals** based on assessment results.

Add Items specific to the individual and track the client's treatment in the **Progress Records** section.



To demo the most current version of the Level of Service platform **please scan the QR code**

# Quickly Prioritize High-Risk Adult Offenders with the LSI-R:SV™

The Level of Service Inventory-Revised: Screening Version™ (LSI-R:SV) is now available digitally and is designed to efficiently prioritize high risk offenders for purposes of triaging. Results from the LSI-R:SV can be used to indicate individuals who should be assessed with a complete risk and needs measure such as the LS/CMI.



To learn more visit [gifrinc.com/gears](http://gifrinc.com/gears).

## LS/CMI Training Options

**LS/CMI Booster Training** - This workshop will help refresh your understanding of administering and scoring the LS/CMI.

**LS/CMI On-Demand Training** - This training will teach you how to use the LS/CMI and show you how to reliably score and interpret its findings.



USA 1.800.456.3003  
CAN 1.800.268.6011  
INTL 1.416.492.2627

For more information, pricing, and to sign up  
***please scan the QR code.***